



Brighton & Hove
City Council

Community Safety Forum

Title:	Community Safety Forum
Date:	4 July 2011
Time:	4.00pm
Venue	Council Chamber, Hove Town Hall
Members:	Councillors: Duncan (Chair), Barnett, Carden, Deane, MacCafferty, Janio, Morgan, Pidgeon, Robins and Summers Representatives from Communities of Interest
Contact:	Penny Jennings Democratic Services Officer 01273 291065 penny.jennings@brighton-hove.gov.uk



The Town Hall has facilities for wheelchair users, including lifts and toilets



An Induction loop operates to enhance sound for anyone wearing a hearing aid or using a transmitter and infra red hearing aids are available for use during the meeting. If you require any further information or assistance, please contact the receptionist on arrival.

FIRE / EMERGENCY EVACUATION PROCEDURE

If the fire alarm sounds continuously, or if you are instructed to do so, you must leave the building by the nearest available exit. You will be directed to the nearest exit by council staff. It is vital that you follow their instructions:

- You should proceed calmly; do not run and do not use the lifts;
- Do not stop to collect personal belongings;
- Once you are outside, please do not wait immediately next to the building, but move some distance away and await further instructions; and
- Do not re-enter the building until told that it is safe to do so.

COMMUNITY SAFETY FORUM

The following are requested to attend the meeting:

Representatives from Communities of Interest:

Age Concern
Area Housing Panels
Brighton & Hove Business Crime Reduction Partnership
Brighton & Hove Community & Voluntary Sector Forum
Brighton & Hove Federation of Disabled People
Brighton & Hove City Primary Care Trust
Independent Advisory Group Sussex Police
Brighton & Hove Mediation Service
British Transport Police
Coalition for Youth
Domestic Violence Forum
East Sussex Fire & Rescue Service
Hangleton & Knoll Project
Hove YMCA
Local action Team Representatives
Neighbourhood Watch
Older People's Council
Racial Harassment Forum
St James's Street Community Safety Group
Spectrum
Sussex Probation
Victim Support
Whitehawk Community Safety Development Project
Women's Refuge Project
Youth Offending Team.

AGENDA

1. PROCEDURAL BUSINESS

- (a) Declaration of Substitutes - Where Councillors are unable to attend a meeting, a substitute Member from the same Political Group may attend, speak and vote in their place for that meeting.
- (b) Declarations of Interest by all Members present of any personal interests in matters on the agenda, the nature of any interest and whether the Members regard the interest as prejudicial under the terms of the Code of Conduct.
- (c) Exclusion of Press and Public - To consider whether, in view of the nature of the business to be transacted, or the nature of the proceedings, the press and public should be excluded from the meeting when any of the following items are under consideration.

NOTE: Any item appearing in Part 2 of the Agenda states in its heading either that it is confidential or the category under which the information disclosed in the report is exempt from disclosure and therefore not available to the public.

A list and description of the categories of exempt information is available for public inspection at Brighton and Hove Town Halls.

2. MINUTES OF THE PREVIOUS MEETING

1 - 8

Minutes of the meeting held on 14 March 2011 (copy attached)

3. CHAIRMAN'S COMMUNICATIONS

4. PUBLIC QUESTIONS

(The closing date for receipt of public questions is 12 noon on 27 June 2011)

No public questions received by date of publication.

5. COMMUNITY SAFETY ISSUES RAISED BY MEMBERS AND COMMUNITY REPRESENTATIVES

6. NATIONAL COMMUNITY SAFETY INITIATIVES WHICH IMPACT LOCALLY : STANDING ITEM

This standing item will provide an opportunity for relevant issues to be raised or updated on.

For this meeting:

- National Review of the Prevent Strategy; and

COMMUNITY SAFETY FORUM

- “Breaking the Cycle”: Green paper and forthcoming legislation dealing with offenders

7. LOCAL ISSUES : STANDING ITEM

This standing item will provide an opportunity for relevant issues to be raised or updated on.

For this meeting:

- Community Resolution; and
- Dealing with anti-social behaviour and street drinking

8. CRIME TRENDS AND PERFORMANCE FIGURES

9 - 20

Report of the Lead Commissioner, Community Safety (copy attached)

Contact Officer: Ruth Condon

Tel: 29-1103

Ward Affected: All Wards

9. COMMUNITY SAFETY, CRIME REDUCTION AND DRUGS STRATEGY 2011-2014

Report of the Lead Commissioner Community Safety (to follow)(copies to be circulated separately)

Contact Officer: Linda Beanlands

Tel: 29-1115

Ward Affected: All Wards

10. EAST SUSSEX POLICE AUTHORITY, MINUTES

Minutes of the meeting held on 26 May 2011 (to follow)

11. EAST SUSSEX FIRE AUTHORITY, MINUTES

21 - 22

Minutes of the meeting held on 2 June 2011 (copy attached)

12. DATES OF FUTURE MEETINGS

Future Meetings of the Forum are scheduled to be held on the following dates from 4.00pm in the Council Chamber at Hove Town Hall:

- Monday, 10 October 2011;
- Monday 12 December 2011; and
- Monday 12 March 2012

COMMUNITY SAFETY FORUM

The City Council actively welcomes members of the public and the press to attend its meetings and holds as many of its meetings as possible in public. Provision is also made on the agendas for public questions to committees and details of how questions can be raised can be found on the website and/or on agendas for the meetings.

The closing date for receipt of public questions and deputations for the next meeting is 12 noon on the fifth working day before the meeting.

Agendas and minutes are published on the council's website www.brighton-hove.gov.uk. Agendas are available to view five working days prior to the meeting date.

Meeting papers can be provided, on request, in large print, in Braille, on audio tape or on disc, or translated into any other language as requested.

For further details and general enquiries about this meeting contact Penny Jennings, (01273 291065, email penny.jennings@brighton-hove.gov.uk) or email democratic.services@brighton-hove.gov.uk

Date of Publication - Friday, 24 June 2011

COMMUNITY SAFETY FORUM

Agenda Item 2

Brighton & Hove City Council

BRIGHTON & HOVE CITY COUNCIL

COMMUNITY SAFETY FORUM

4.00pm 14 MARCH 2011

COUNCIL CHAMBER, HOVE TOWN HALL

MINUTES

Present: Councillor Simson (Chair); Barnett, Carden, Deane, Hyde, Janio, Morgan (Opposition Spokesperson), Phillips and Watkins

Sussex Police: Chief Superintendent Bartlett and Sergeant Castleton

Fire Authority : Brigade Commander Ring

Communities of Interest: Gail Grey, RISE, Francis Tonks, Older People's Council; Ted Harman, Council Area Panel Rep; Patricia Weller, Hangleton and Knoll Community Action Group; Mohammed Asif Zaman, Turner and Queen's Park LAT; Eileen Oliver, Moulsecomb LAT; Councillor Mo Marsh, Coombe Road LAT; Chris Cooke, Kempton Community Safety Group; Faith Matyzak MBE, Whitehawk Crime Prevention Forum and Racial Harassment Forum; Caroline Brennan, BOTLAT; David Standing, Sussex Central YMCA; Rachel Brett, Sussex Central YMCA and Emma Daniels Community Voluntary Sector Forum

Officers: Officers: David Murray, Strategic Director, Communities; Linda Beanlands, Lead Commissioner, Community Safety; Michelle Pooley, Community Safety Team; Caroline Palmer, Community Safety Team; Simon Court, Lawyer and Penny Jennings, Democratic Services Officer

PART ONE

37. PROCEDURAL BUSINESS

37a Declaration of Substitutes

37.1 There were none.

37b Declarations of Interest

37.2 There were none.

37c Exclusion of the Press and Public

37.3 In accordance with Section 100A of the Local Government Act 1972 ('the Act'), the Community Safety Forum considered whether the press and public should be excluded from the meeting during an item of business on the grounds that it was likely, in view of the nature of the business to be transacted or the nature of the proceedings, that if members of the press or public were present during that item, there would be disclosure to them of confidential information (as defined in section 100A(3) of the Act) or exempt information (as defined in section 100I of the Act).

37.4 **RESOLVED** - That the press and public be not excluded from the meeting during consideration of any item on the agenda.

38. MINUTES OF THE PREVIOUS MEETING

38.1 **RESOLVED** – That the minutes of the Community Safety Forum meeting held on X be agreed and signed as a correct record.

39. CHAIRMAN'S COMMUNICATIONS**39a In Memorium**

39.1 The Chairman, Councillor Simson, acknowledged the sad deaths of two long serving hard working community members both of whom had been very active participants in Local Action Teams, Tony Munday who had worked within the Kemptown area and Roy Taylor who had worked in Hangleton & Knoll and at St. Richards. The Chairman referred to the long and tireless commitment of both men and of their individual achievements and contributions to their local communities over a number of years and to the fact that they would be greatly missed.

39.2 A minutes silence was then observed in memory of both men.

Thankyou to LAT Chairs and LAT Members

39.3 The Chairman stated that she wished to place on record her thanks to all LAT Chairs and members for their tireless work in helping to make their neighbourhoods safer. The focus on Bill Gandey and members of the Bevendean Local Action Team in the recent edition of "Homing In" gave well deserved appreciation of Bill's and everyone else's hard work.

Achievements of Community Safety Staff

39.4 The Chairman was pleased to report that Becky Poole from the Communities Against Drugs team had received a public service award for working with the Fire Service and lots of other agencies, to engage with 9-11 year olds in the Moulsecoomb area in order

to help them to think through all sorts of safety activities from how to resist bullying and peer pressure to road, fire and water safety.

Closure Order on a Flat in Brighton

- 39.5 The Police had worked together with the council's legal and anti-social behaviour teams in both community safety and housing to implement the third Closure Order on a flat in Brighton – thus bringing to an end the fear and risks that neighbours had suffered as a result of drug misuse going on, in and around their block.

Launch of New Service

- 39.6 The Chairman reported that the community safety team had launched a new service to respond to any incident or crime that was perceived to be motivated by prejudice based on disability. The service formed part of the work of the whole "hate crime" team which also provided a very skilled service to those who experienced incidents that were believed to be motivated by prejudice based on race, ethnicity, colour or sexual orientation and identity.

Booklets for use as a Resource for LGBT Community

- 39.7 The Chairman explained that the council's Domestic Violence Officer Michelle Pooley had worked with community members and partners to provide high quality information which would provide a resource for use by the LGBT community in the city. At the Chairman's invitation Ms Pooley gave a brief presentation introducing the series of booklets (5 in all) which would be made widely available across the city and could be used as a "one stop" resource. A lot of thought had been given to their content and format and all signposted useful contact details for a range of relevant organisations and services. The five booklets under a "Domestic Violence, A Resource For" headline were entitled, "Bisexual Women in Brighton and Hove", "Trans People in Brighton and Hove", "Gay Men in Brighton and Hove", "For Lesbians in Brighton and Hove" and "Bisexual Men in Brighton and Hove."

40. PUBLIC QUESTIONS

- 40.1 There were none.

41. MEMBER QUESTIONS

- 41.1 There were none.

42. THE COMMUNITY SAFETY PARTNERSHIP : NOW AND POSSIBILITIES FOR THE FUTURE

- 42.1 Mr David Murray, The Strategic Director of Communities introduced himself to the Forum explaining that he was one of the four recently appointed Strategic Directors and that his portfolio of services included Community Safety. Part of his role was to be

instrumental in looking out across the council and the city and helping to build on what worked and seeking to respond positively to opportunities for change.

- 42.2 The Strategic Director went on to explain that existing partnerships in the city were solid, advanced and integrated and that there appeared to be a clear understanding of the germane issues. There were also areas where improvements could be effected, around well recognised issues such as the levels of alcohol and drug abuse found in some areas of the city. Also in relation to achieving better collaborative working at a time of diminishing resources and how the council and partners listened and responded to people. For the future it was important to build on what worked, to have more and deeper collaboration and to adopt an intelligent commissioning approach to tackle city wide issues.
- 42.3 Councillor Carden referred to the anticipated reductions in Police resources enquiring how against that backdrop the Police and other partners would be able to meet their continuing responsibilities effectively. Whilst it was acknowledged that there would be continuing challenges, significant changes would need to take place given that there would be fewer resources and a need to work more creatively.
- 42.4 Councillor Barnett referred to the Strategic Directors invitation to discuss issues with community representatives including Councillors and Forum Members. Mr Murray confirmed that he was happy to do so and to unpick available data and to unlock the information behind the statistics in order to identify ways forward.
- 42.5 Councillor Morgan referred to a recent workshop he had attended discussing issues around domestic violence, there was a need to identify inter-disciplinary partnership working with partners to ensure that addressing the contributory factors formed part of the council's core business. If this did not happen the effect of any initiatives would be limited. Mr Murray explained that as part of their overarching responsibilities, the Strategic Directors (who were located in the same office) met together twice a week in order to discuss and identify the changes that needed to be effected.
- 42.6 The Strategic Director responded that it was recognised that there were vulnerable individuals in the city who had complex and difficult lives, a pro-active approach was needed as was the need to work collaboratively and supportively with third sector partners e.g., the Brighton Women's Centre and RISE to deliver results effectively was fully recognised. Regular twice weekly meetings were held took place between the Strategic Directors to seek to continue to identify those areas where and what changes were needed to unlock more effective use of existing resources.
- 42.7 Councillor Janio stated that he considered it was important not to talk up people's perceptions of crime, to do so could create a "self fulfilling prophecy". If fewer people were on the streets at night because of fear of crime, that in turn created greater fear of crime. Mr Murray responded that it was a question of getting the right balance in the way in which information was presented, for instance, the reality was that young men were at far greater risk of attack and injury from other young men than other sectors of the community. The Chairman stated that it was the responsibility of everyone to ensure that communities received a balanced and positive perspective in relation to community safety and crime.

42.8 **RESOLVED** – That the position be noted.

43. COMMUNITY SAFETY ISSUES RAISED BY MEMBERS AND COMMUNITY REPRESENTATIVES

43.1 There were none.

44. CRIME TRENDS AND PERFORMANCE FIGURES : POSITION AT END JANUARY 2011

- 44.1 The Forum considered a report of the Lead Commissioner, Community Safety which set out crime trends and performance in Brighton and Hove to the end of January 2011. The report was intended to report on recent developments relating to priority areas in the Brighton and Hove Community Safety, Crime Reduction and Drugs Strategy, 2008-11. Recent activities were set out as was statistical police data on key crime types up to the end of January 2011 and progress against targets.
- 44.2 Sergeant Castleton reported that after the first ten months of 2010/11 (to end of January) there had been a reduction in overall crime of 2.1% compared to the same months of 2009/10, this fell just short of the local target of 3% reduction. Numbers of total crimes had been particularly low in December but had risen again in January. The December “dip” was common to different sorts of crime, including criminal damage, vehicle theft and other types of theft and handling and violence against the person. Whilst overall crime levels remained low the Police were not complacent about this and continued to target identified areas.
- 44.3 Numbers of domestic violence crimes and crime related incidents remained high with numbers since May 2010 mostly above 300 per month. Over half of the reports received related to repeat victims. During the first ten months of 2010/11 numbers were 3% higher than during the same months of the previous year. Whilst seeking to decrease the incidence of DV, there was also ongoing work to increase reporting. The percentage of finalized court cases which had successful outcomes remained at 67%.
- 44.4 To coincide with LGBT history month a series of five domestic violence resources had been developed and gave in depth information across this community and had been developed in consultation with people from these communities (Paragraph 39 above also refers).
- 44.5 Sergeant Castleton stated that that data available up to the end of December indicated that the number of racist and religiously motivated incidents (RRMI) continued to decline. However, the number recorded through the multi-agency Hate Incident Report Form had remained relatively stable. There had been ongoing outreach work to encourage reporting of incidents, including holding stalls at community events and training to staff. The under reporting of hate incidents by health agencies had previously been identified and positive steps had now been taken to increase reporting and information sharing through use of the Hate Incident Report Form.
- 44.6 Twenty five disability hate incidents had been reported to the Partnership Community Safety Team between April and December 2010. Training to further embed reporting of

disability hate incidents across voluntary and statutory agencies to increase access to support services is an important focus of current work.

44.7 **RESOLVED** – That the content of the report be noted.

44a Gender of Victims

44.8 The Lead Commissioner, Community Safety gave a presentation in relation to the headline data set out in the circulated report prepared in conjunction with Safe in the City. In summary victimization rates for total crime were higher amongst men than women both nationally and locally. Women were also more likely to experience domestic and sexual violence, both of which were typically under reported to the police. Women were more likely to think that crime had increased over the last year. Women felt less safe in their neighbourhoods after dark than men, although this difference was not evident in the city centre. The Lead Commissioner also explained and gave examples of the complexities of analyzing crime types by victim gender.

44.9 **RESOLVED** – That the contents of the report be noted.

44b Community Safety and Older People

44.10 The Lead Commissioner, Community Safety gave a presentation drawing out the headline data set out in the circulated report prepared by Safe in the City. The report also picked up on and addressed issues raised in response to the Older People's Scrutiny Panel. Both the Citizens Panel and police recorded crime data showed that older people were at less risk of victimization for almost all crime types. Crimes against older people showed similar seasonal patterns to total crime. The highest proportion of offences committed against older people were theft other offences, followed by criminal damage offences, followed by criminal damage offences. Domestic violence accounted for 3.8% of all crime against older people, 85% of suspects/offenders of domestic violence perpetrated against older people were male, 15% were female. 71% of older victims of domestic violence were aged 50 -59 and, as with all crime against older people were predominantly violence against person offences (82%).

44.11 Mr Gandey, SCLAT, referred to the fear of crime among the older population of the city. The Lead Commissioner referred to the fact that the issue was one of perception rather than actual risk, although it was recognized that such perceptions needed to be addressed by initiatives and education.

44.12 **RESOLVED** – That the contents of the report be noted.

45. NATIONAL CRIME STATISTICS WEBSITE

45.1 Sergeant Castleton gave a presentation setting out information in relation to the National Crime Statistics which had been set up recently. Sergeant Castleton explained how to navigate onto the site. Data for each of the neighbourhoods across the city was recorded and this information was a resource available to LAT's across the city and to departments of the Council e.g., local housing offices and other partnership organisations.

45.2 Councillor Morgan (OS) welcomed this facility, but stressed that it was important that the data provided was set into context as bald data alone could be misleading and could serve to reinforce preconceived stereotypes. Councillor Simson concurred in that view. Mr Murray, the Strategic Director of Communities stated that he considered it would be useful to the Forum if a report could be brought to a future meeting providing an assessment of the available data and how meaningful information could be extrapolated from it. Sergeant Castleton agreed stressing that the statistical information available should not be considered in isolation.

45.3 Councillor Watkins requested that information regarding how this website and other related sites could be accessed be provided to LAT groups across the City and Forum Members the Chairman agreed that this would be useful and it was agreed that this would be done.

45.4 **RESOLVED** - That the position be noted.

46. COMMUNITY AND VOLUNTARY SECTOR FORUM: COMMUNITY SAFETY PRIORITIES

46.1 A presentation was given by Emma Daniels of the Community and Voluntary Sector Forum. The Forum had been in existence for some ten years and overall 60-100 local groups were represented through the Forum. Regular meetings were held and recently (January 2011) a meeting had taken place at Brighton Police Station in order to bring the sector up to date with some of the radical changes which were likely to take place over the coming months and years.

46.2 Notes arising from that January meeting were circulated and set out bullet points in relation to two key areas which had been identified , namely:

Community responses and solutions to tackling crime prevention work ; and

Young people and general equalities issues.

46.3 Councillor Watkins considered that the circulated document provide a useful information resource requesting that information arising from these meetings/workshops be circulated periodically as appropriate to the Forum. It was agreed that this would be done.

46.4 **RESOLVED** – That the contents of the presentation be noted.

47. DEFINITIONS OF "TRAFFICKING" AND OTHER ISSUES RELATING TO CHILDREN AND YOUNG PEOPLE ARISING FROM BARNADO'S REPORT

47.1 Rachel Brett, Hove YMCA gave a brief presentation drawing out issues relating to protection of vulnerable children and young people arising from the Barnado's report. She made reference to the WISE Project in which the Central Sussex YMCA had been an active partner. Primarily, the project did not deal with trafficking but sought to identify and provide advice and resources to identify and address sexual exploitation, including lesbian, gay or bi-sexual young people.

- 47.2 An inter agency approach had been adopted both to seek to ensure an over arching co-ordinated professional approach including staff training to under pin service delivery and advice giving in relation to housing and sign posting to other services. This included work associated with drug and alcohol services and seeking to unpick the circumstances which could lead young people into unhealthy lifestyles.
- 47.3 The Lead Commissioner explained that given the breadth and depth of work that had been carried out in relation to this area that it was anticipated as a further more detailed report would be brought back to the next scheduled meeting of the Forum, that report would also include work carried out in relation to trafficking.
- 47.4 **RESOLVED** – That the content of the presentation be noted.
- 48. EAST SUSSEX POLICE AUTHORITY: MINUTES OF THE MEETING HELD ON**
- 48.1 **RESOLVED** – That the contents of the minutes be noted.
- 49. EAST SUSSEX FIRE AUTHORITY: MINUTES OF THE MEETING HELD ON**
- 49.1 **RESOLVED** – That the contents of the minutes be noted.
- 50. DATE OF NEXT MEETING**
- 50.1 It was noted that the next meeting of the Forum would be held from 4.00pm in the Council Chamber at Hove Town Hall on 4 July 2011.

The meeting concluded at 6.00pm

Signed

Chairman

Dated this

day of

Report to Community Safety Forum – 4th July 2011

Subject: Crime trends and performance in Brighton & Hove: Position at end March 2011

Contact Officer: Name: *Ruth Condon* Tel: 29-1103

E-mail: ruth.condon@brighton-hove.gov.uk

Wards Affected: All

1. SUMMARY AND POLICY CONTEXT:

- 1.1 This report describes developments relating to priority areas in the [Brighton & Hove Community Safety, Crime Reduction and Drugs Strategy, 2008-11](#). It covers some of the activities carried out in recent months in relation to the Strategy and also provides statistical police data on key crime types up to the end of March 2011.
- 1.2 Graphs with monthly data going back to April 2007 are also provided and these have been extended to May 2011. Although it is too early in the new performance year of 2011/12 to draw conclusions about progress, the graphs enable the most recent data to be considered in terms of both longer term trends and also seasonal crime cycles (where appropriate).

2. RECOMMENDATIONS:

- (1) The Community Safety Forum notes the information provided in this report and invited to:
 - i) comment on any developments they may be aware of from their own or their organisation's experience which may help to understand and interpret the police crime data contained in this report.
 - ii) consider the potential for supporting crime reduction and community safety when their organisations develop and take forward projects.

3. INFORMATION:

Total Police Recorded Crime

- 3.1 In 2010/11 total crimes reduced by 1.4% compared to 2009/10, although fell just short of our 3% reduction target. The number of total crimes was particularly low in December and has risen steadily in the months since then, although this is in line with the expected seasonal pattern.

Criminal Damage and Neighbourhoods

- 3.2 Criminal damage offences during 2010/11 were 11% fewer than in 2009/10. Continued work through Local Action Teams, Neighbourhood Policing Teams, and community street audits has identified and delivered actions which address local areas of need and concern. The number of primary and secondary deliberate fire incidents recorded by the fire service reduced by about 20% in 2010/11 compared with 2009/10, better than the target for the year. This result was supported by effective partnership work, both reactive and proactive, throughout the year.
- 3.3 The use of new social media and improved communication within the LAT network is attracting new interest and membership of LATs. This work, and the development of the Safe in the City and Sussex Police websites, will further help local communities to be involved in shaping the delivery of services in the areas where they live.

Violent Crime

- 3.4 The number of police recorded violent offences involving injury in 2010/11 reduced by 7% compared with 2009/10, which is better than the 3% reduction target. However, the number of patients attending A&E as a result of an assault increased slightly (up 1.6% compared with 2009/10).
- 3.5 The main focus of work to tackle violent crime continues to be around problematic alcohol use. 'Pre-loading', ie. drinking prior to going out to night time entertainment venues and the consumption of alcohol in open spaces are still considered to be important aspects of the current alcohol-related harm problem. Crime and nuisance data have been used to inform discussions regarding the limits of the Cumulative Impact Zone and the Special Stress Area, which were on the agenda of the Licensing Committee meeting in June.
- 3.6 Alcohol misuse action plans looking at the four key themes of prevention, availability, night time economy and treatment are in place and being taken forward by steering groups. The Alcohol Brief Intervention Service which seeks to address individuals' misuse of alcohol has sustained the increased number of interventions referred to in the last report. There is a focus on engaging 16-25 year olds, over 55s, perpetrators and survivors of domestic violence, and offenders where alcohol is a factor.

Sexual Offences

- 3.7 In 2010/11 there were 346 sexual offences reported to the police, 8% more than in 2009/10. This increase accords with our objective to address what we know is a high level of under-reporting of sexual crimes and incidents.
- 3.8 Arrangements between the Sexual Assault Referral Centre and our local rape crisis, ISVA (Independent Sexual Violence Advisor) and counselling services continue to support local victims and funding of these services is now confirmed until March 2012. We are looking in some detail at data from various agencies to find out, on the one hand, the extent to which victims are receiving services and, on the other hand, the extent to which perpetrators are being brought to justice. The aim of this is to ensure referral processes are effective and see how we can reduce the number of offences and improve outcomes for victims.

Acquisitive Crimes

- 3.9 The number of **domestic burglaries** in 2010/11 was 18% fewer than in 2009/10 and the number of **vehicle thefts** decreased by 10%. Comparative data for both domestic burglary and vehicle crime show that Brighton is Hove is performing close to the top of our most similar areas group. Analysis of insecure properties is being undertaken to assist with the targeting of activities to prevent an increase in burglaries during the warmer months.
- 3.10 **Drugs misuse** is an important motivator for acquisitive crimes. Work to prevent problematic use developing and to help users address their problematic drugs use continues to play a key role. The number drug users accessing treatment is higher than the target, although our success on this measure is 5% below the national average. Consequently, a range of measures have been planned to improve treatment access, engagement and outcomes.
- 3.11 During 2010/11 police recorded **cycle thefts** increased by 13% compared with last year. Although cycle thefts would be expected to show a seasonal rise during the fourth quarter, they have remained consistently higher throughout 2010/11 compared with 2009/10. The police have made a number of arrests, including the successful deployment of a 'trap bike'. There has been a multi-agency event to focus on cycle safety and crime prevention and ways of obstructing the selling on of stolen bikes are also being explored.

Domestic Violence

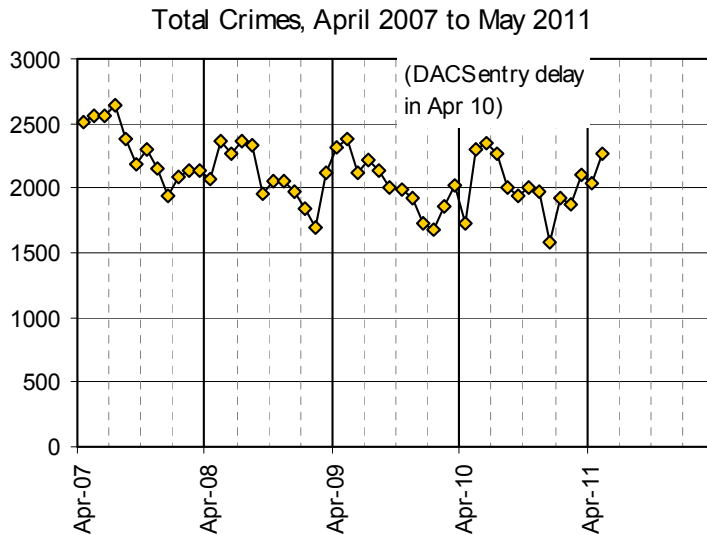
- 3.12 Numbers of domestic violence crimes and crime-related incidents reported to the police in 2010/11 remained above 300 per month until January 2011, but they dropped in February to below 250 and have remained below 300 in subsequent months. The reason for this drop needs to be reviewed, because while the aim is to decrease the incidence of domestic violence, the short term goal is to increase reporting to the police as it remains significantly under-reported. The percentage of finalised court cases which have had successful outcomes dropped to 67% in 2010/11 from 72% in 2009/10.
- 3.13 The Multi-Agency Risk Assessment Conference (MARAC) meets monthly and continues to co-ordinate actions to reduce the risk to those at high-risk of homicide. Victims are supported by the specialist team of independent domestic violence advocates within Rise. Evidence shows that the earlier a victim can access independent advocacy and support after reporting an incident to the police, the more likely they are to be safe in order to support a prosecution. The community perpetrator programme, which operates alongside the probation service programme for convicted perpetrators, has been restructured and integrated into the Family Intervention Project team within the Partnership Community Safety Team.
- 3.14 In Spring 2011, the city's Domestic Violence Needs Assessment was published, which includes the most comprehensive analysis of undertaken locally of domestic violence, the needs of local residents, services and investment mapping across the city. This is available at <http://www.safeinthecity.info/files/Brighton%20&%20Hove%20Domestic%20Violence%20Needs%20Assessment%20070411.pdf>. The outcome sought through future work on domestic violence has been identified as: 'Brighton & Hove residents and communities to be free from domestic violence through an increase in the safety of

survivors; increased perpetrator accountability and reduction in the risk they present; a decrease in social tolerance of domestic violence, and an increase in people's ability to have safe, healthy relationships. This is accompanied by a commissioning plan to achieve these outcomes in the short and longer term.

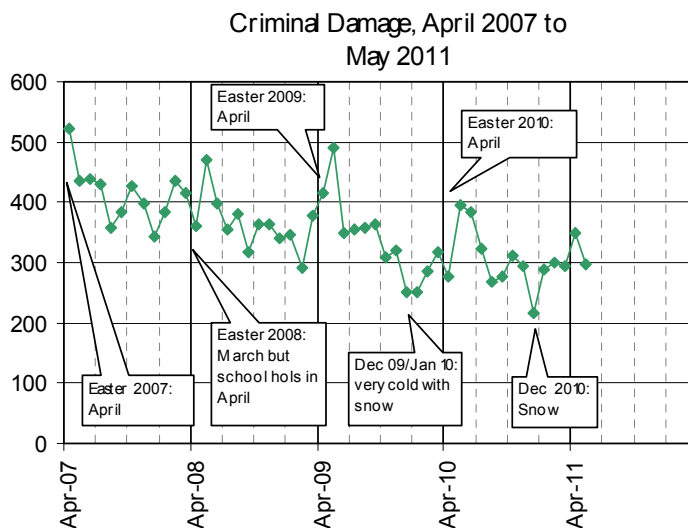
Hate Incidents and Crimes

- 3.15 The number of **racist and religiously motivated incidents** (RRMI) recorded on the police crime database declined by 25% in 2010/11 compared with the previous year. The number of RRMI recorded through the multi-agency Hate Incident Report Form also declined slightly with 576 incidents in 2010/11. 50 of these incidents were religiously motivated. There were 75 incidents against Black and minority ethnic (BME) frontline staff from across the public and private sector who had been targeted while at their place of work. 28 BME businesses had been targeted. Takeaways which tend to open late night were the most targeted kind of BME business. By the nature of their selling takeaway food and their opening hours they are more likely to experience racist/religiously motivated incidents from perpetrators who are under the influence of drugs or alcohol. Criminal justice responses to racist crimes reported to the police have improved over the last three years with the percentage of recorded crimes resulting in a conviction rising from 25% in 2008/9 to 38% in 2010/11.
- 3.16 Police recorded **LGBT-motivated hate crimes and incidents** also continue to fall. In April Operation Reagan recommenced prior to the summer months when there is usually a seasonal increase. This focuses on hate crime and incidents in Kemptown and the city centre, includes targeted visits from LGBT PCs and other partners, and delivers an enhanced intelligence and investigative function to identify perpetrators and bring about swift prosecutions. LGBT History Month helped to raise the profile of LGBT mental health, LGBT Switchboard and the Justin Campaign which campaigns against homophobia in football. The PCT facilitated three exhibitions during the month at prominent city centre venues. Criminal justice responses to LGBT hate crimes reported to the police have improved over the last three years with the percentage of recorded crimes resulting in a conviction rising from 19% in 2008/9 to 29% in 2010/11.
- 3.17 There were 33 **disability hate incidents** reported to the Partnership Community Safety Team during 2010/11, an increase from 19 in 2009/10. Over 70% of disability hate incidents recorded through the Hate Incident Report Form are harassment or verbal abuse, with a minority of incidents relating to physical violence, written/printed abuse, threats or other types of incident. A leaflet and poster campaign is being launched to raise awareness and encourage reporting. All people pictured in the publicity material being used for the campaign are local residents, who each chose the specific strap-line for their poster. The network of reporting centres for disability hate incidents continues to expand, with involvement from the statutory, voluntary and community sectors.

Crime trends up to May 2011



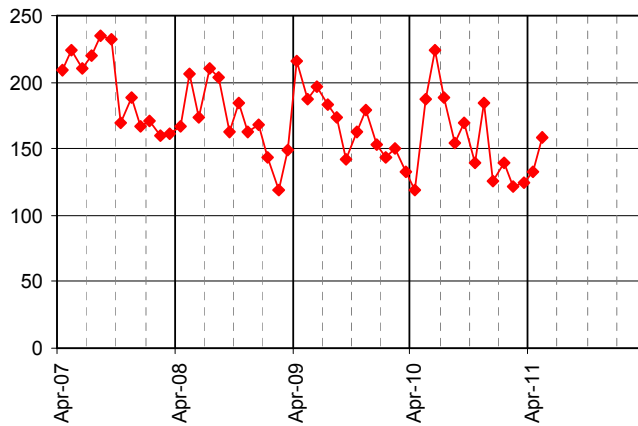
3.18 Numbers of total crimes have risen consistently in months since December when there was a particularly low number recorded. This is showing the usual seasonal pattern that happens each year¹.



3.19 A seasonal rise is observable in criminal damage offences this year, as in previous years. The month of May 2011 has experienced numbers (about 300) that are much lower than the same month in the previous years (about 400 or above).

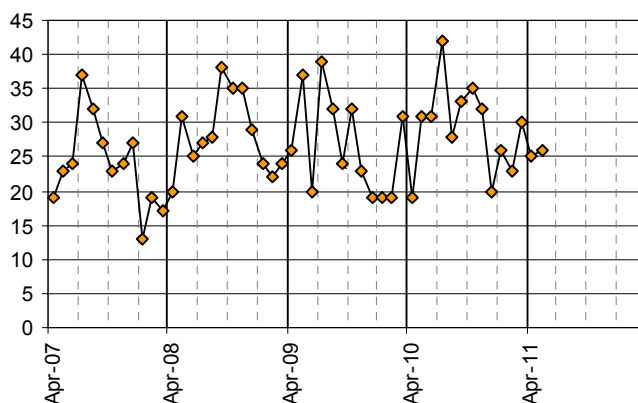
¹ There was a delay in entering crimes into the police data recording system in April 2010, so numbers are showing fewer in that month, and numbers in the following two months are correspondingly enhanced. This effect is seen in a number of the crime types shown in this document.

All Injury Violence
April 2007 to May 2011



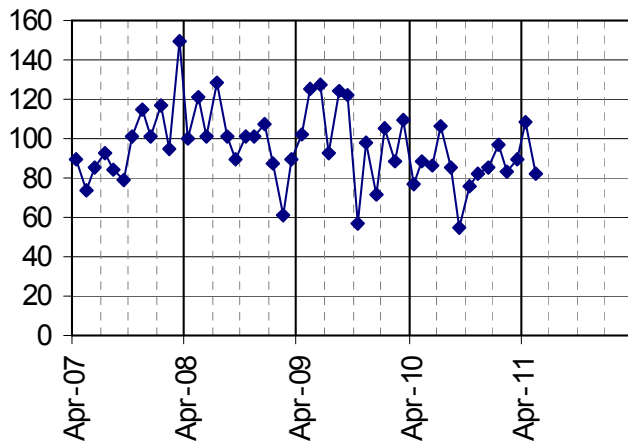
3.20 There is a clear seasonal pattern in injury violence. There are already signs of the predictable summer increase and numbers may be expected to rise further as the summer progresses.

Sexual Offences
April 2007 - May 2011



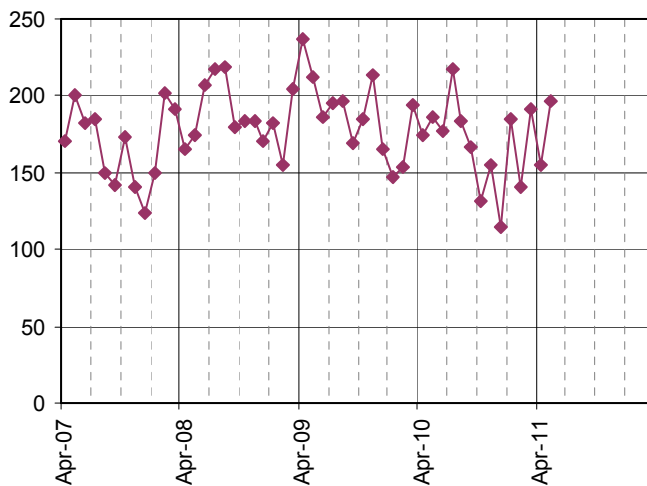
3.21 Number of sexual offences have fluctuated between 20 and 30 per month in the last six months. They also tend to follow a seasonal pattern, so on these grounds, numbers may be expected to be higher in the next three months. These crimes are likely to be highly underreported.

Domestic Burglary, April 2007 to May 2011



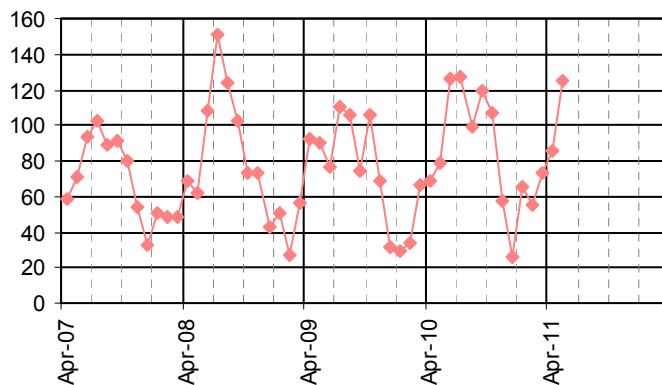
3.22 There has been a long term (since Apr 2008) declining trend in domestic burglaries. There is a suggestion that numbers may be starting to rise, but this will be confirmed in the coming months.

Vehicle Crime, April 2007 to May 2011



3.23 Vehicle crimes in the last 5 months have fluctuated between about 150 and 200 per month, having risen from relatively low levels experienced between Oct and Dec 2010.

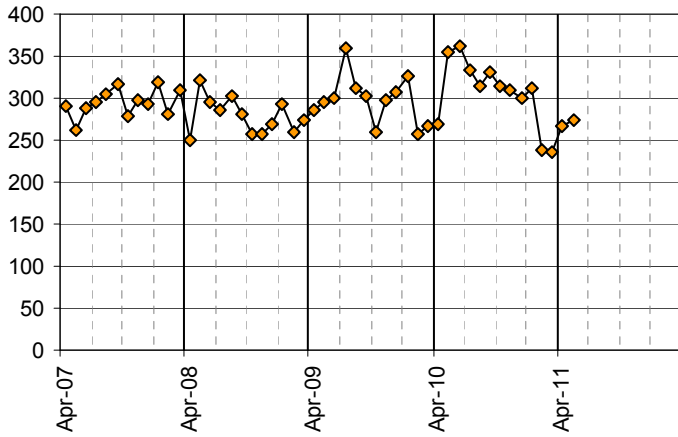
Theft of a Pedal Cycle, April 2007 to May 2011



3.24 Following the usual seasonal drop in the number of cycle thefts (especially low in December which coincided with particularly poor weather for cycling), numbers have risen steeply and there were 125 recorded thefts in May.

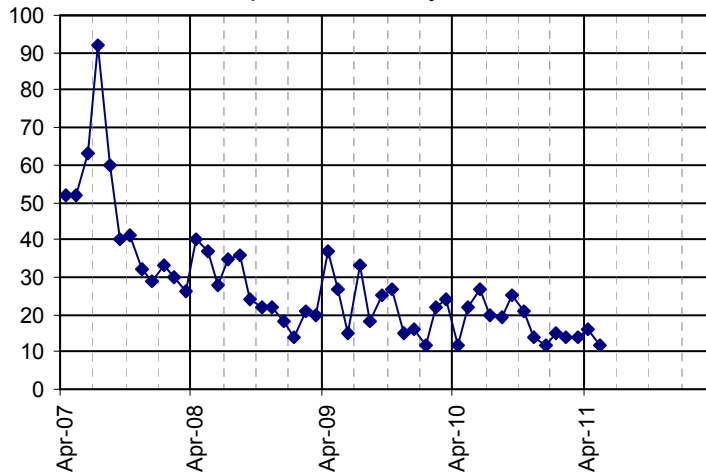
3.25 Police crime data presented in this report only reflect those crimes which are reported and recorded. There is likely to be a level of underreporting in many crime types. However, domestic violence and the hate crimes on this page are particularly liable to underreporting.

Domestic Violence Crimes and Incidents,
April 2007 -May 2011



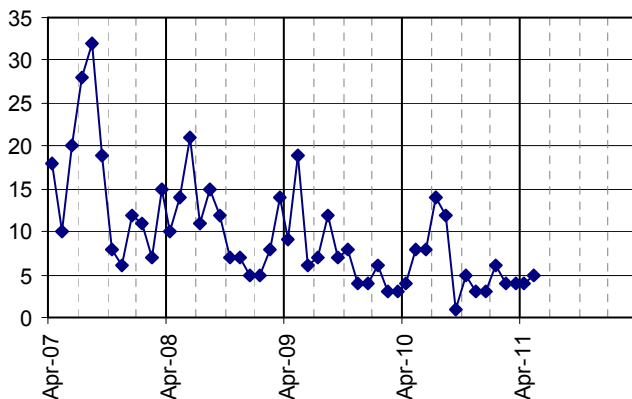
3.26 The number of domestic violence crimes and crime-related incidents in the last four months has been much lower than during most of 2010, and lower than in the same months the previous year.

Racist and Religiously Motivated Crimes and Incidents (police crime database),
April 2007 to May 2011



3.27 The declining trend in racist and religiously motivated incidents and crimes appears to be continuing with between 10 and 16 recorded per month over the last seven months.

LGBT Hate Crimes and crime-related Incidents (police crime database), Apr 2007 to May 2011



3.28 The number of police-recorded LGBT hate crimes and crime-related incidents has been fairly stable over the last 8 months at between 3 and 6 per month.

Performance data for key crime types, 2010/11

Police recorded crimes	number of crimes Apr 09-Mar 10	number of crimes Apr 10-Mar 11	reduction target (from 2009/10 baseline)	performance against target to date		rank within 15 benchmarked CSPs ²
Total Crimes	24384	24052	-3%		not on target	7
Criminal Damage	4064	3629	-5%	on target		12
Injury Violence ³	2019	1880	-3%	on target		5 ⁴
Sexual Offences	321	346	-	-		8
Domestic Burglary	1223	1008	-	-		2
Theft from/of a Motor Vehicle	2255	2022	-	-		2
Pedal Cycle Theft	885	1003	-	-		6
Domestic Violence Crimes and Incidents	3569	3672	-	-		n/a ⁵
Racist/Rel. Crimes and Incidents	271	215	-	-		n/a

² A rank of 1 is the best; 15 is the worst

³ As defined by Sussex Police

⁴ iQuanta category 'wounding (serious and other)'

⁵ Because DV and hate crimes are locally 'flagged' crimes and do not have nationally defined classification codes, comparative/benchmarking data are not available. Also, because DV, hate crimes and sexual offences are subject to underreporting and local work is being undertaken to increase reporting of these crimes, it is not appropriate to judge performance in comparison with other CSPs based on the number of police recorded crimes.

COMMUNITY SAFETY FORUM

Agenda Item 8

Brighton & Hove City Council

LGBT Hate Crimes and Incidents	88	72	-	-	n/a

Appendix.

Note on how Brighton & Hove's performance is compared with other Community Safety Partnerships

For the purposes of assessing the relative performance of the Brighton & Hove Community Safety Partnership (CSP) in reducing crime, our performance is compared (benchmarked) with the performance of 14 other 'Most Similar' CSPs. The Home Office have created these groupings to help provide information on how CSPs, police forces, etc. are performing.

CSPs within a 'Most Similar' grouping have been assessed as having similar characteristics in terms of 24 socio-demographic and geographic variables which are strongly linked to increased levels of crime, fear of crime, or incidents.

We are able to compare our crime trends and current performance with our Most Similar CSPs. The data presented on page 1 of this report (see right-most column of the table) shows our ranked position within this group of 15 CSPs. For example, a ranking of 1 indicates that a CSP is performing best within the group, and a ranking of 8 shows that the CSP is in the middle ranked position.

Other Members of Brighton & Hove's Most Similar CSP Group (from Apr 2010) are as follows:

LB Barnet
Bournemouth
Cheltenham
LB Croydon
Eastbourne
LB Hackney
LB Hammersmith & Fulham
LB Kensington & Chelsea
LB Lambeth
Reading
LB Southwark
LB Wandsworth
Windsor and Maidenhead
Wycombe

EAST SUSSEX FIRE AUTHORITY

Report of a meeting of the East Sussex Fire Authority held at Fire & Rescue Service Headquarters at 10.30 hours on Thursday 2 June 2011.

Present: Councillors Belsey, Carden, Fawthrop, Freebody, Healy, Heaps, Kenward, Ost, Pidgeon, Rufus, Scott, Sparks (Vice-Chairman in the Chair), Theobald, Thomas, Waite and Wakefield.

1. BUDGET MONITORING AND PROJECTED OUTTURN 2010/11

- 1.1 Members have considered the latest projection for 2010/11 - the outturn will be under budget by £458,000 that comprises £410,000 for outstanding commitments and £48,000 unallocated underspend. The final accounts are still at an early stage and any changes to this position will be reported to subsequent meetings of the Policy & Resources Panel and Fire Authority. The Capital Programme is projected to underspend by £685,000 compared to the £308,000 reported to the Panel in January. Members have considered a full analysis of the 2010/11 spend that comprised slippage of £474,000, underspends of £237,000 and small overspends of £26,000. Members have also considered the overall Revenue Budget spend and projected outturn and the current and future use of Balances, as well as summaries of the 2010/11 Capital Expenditure, 2010/11 Capital Receipts and Capital Programme monitoring for projects over more than one year.

Members have noted:

- 1) the draft outturn position for the Revenue Budget for 2010/11, prior to Audit;
- 2) the closing Balances position at 31 March 2011 and allocations in 2011/12;
- 3) the outstanding commitments and project delays to be carried forward to 2011/12; and
- 4) the draft outturn position for the Capital Programme in 2010/11, including those schemes exceeding original budget provision by 10%.

2. COMMUNITY VOLUNTEERS SCHEME

- 2.1 A pilot Community Volunteer Scheme was approved in June 2009, which has operated out of Heathfield Fire Station. The project was subsequently extended for a further two years following the pilot (from July 2010) with the potential for a one-year extension based on the achievement of agreed outcomes. A full-time Volunteer Recruitment and Support Officer (VRSO) was recruited and seconded from 3VA to take over the running of the Project and started in post in December 2010. Up to April 2011, 10 volunteers provided 393 hours of volunteering activity and generated 34 Home Safety Visits in the Wealden area. Currently, the Service has 8 active volunteers and 4 more are in the process of being inducted as new volunteers. It is anticipated that this number will increase steadily.

In March 2011, after consulting with the team, the Deputy Chief Fire Officer proposed that the Project should be extended outside of the Wealden area with a view of achieving a Service-wide community volunteer initiative through attracting

volunteers from other areas within East Sussex and the City of Brighton & Hove. The VRSO continues to look at the future sustainability of the scheme. A Strategic Plan has been developed to support this area of work.

3. **PROGRESS WITH JOINT BUSINESS CASE FOR INCREASED COLLABORATION BETWEEN EAST SUSSEX AND WEST SUSSEX FIRE & RESCUE SERVICES (EXEMPT CATEGORIES 3 & 4)**

- 3.1 The Fire Authority has considered a confidential report that sought approval to the latest version of the business case proposing a merger. This is supported by a formal consultation programme, which will be commenced at the earliest opportunity, once concurrent decisions and governance consideration have been agreed by West Sussex County Council (WSSC) on the same matter.
- 3.2 Members were informed that WSSC would be considering the latest version of the business case on 1 July 2011. A public consultation document was being drafted appropriately phrased in terms of the outcomes expected from the decisions made by this Authority and WSSC, and subject to the financial issues being settled.
- 3.3 It was expected that a full business case would be prepared in October/early November 2011, (to include the consultation outcomes and any financial information from the Department of Communities and Local Government (DCLG)), for consideration by Members of both authorities. A final decision to proceed may still be dependent upon the outcome of announcements on 2013/14 and 2014/15 Formula Grant changes and resultant planned council tax equalisation arrangements. Any merger would also require DCLG approval.
- 3.4 The Fire Authority has noted, amongst other things:
- 1) the launch of a required formal 12 week public consultation exercise using a consultation version of the Business Case which will include the key outcomes expected from a possible merger along with appropriate caveats/qualifications, synchronised with WSSC expected to commence in mid July; and
 - 2) the intention to bring back a full and final Business Case in November/December 2011 for final joint Member consideration which will include the missing information, along with consultation outcomes.

COUNCILLOR SPARKS

CHAIRMAN OF THE MEETING OF EAST SUSSEX FIRE AUTHORITY HELD ON 2 JUNE 2011

3 June 2011